

Complex Transformation Supplemental Programmatic Environmental Impact Statement  
Web Based Reference – Publicly Available

This document is available on the World Wide Web and is readily available to the public. Most municipal libraries, college and university libraries, and state libraries have public computers that can be used to access this document. This document is available at the following website:

<http://data.bls.gov/>

The full citation for this reference is:

BLS, *Local Area Employment Statistics*, U.S. Department of Labor, Retrieved August, 2007 from <http://data.bls.gov/>.

If you need further assistance, contact the SPEIS AR Coordinator at (703) 931-9301.



**U.S. Department of Labor**  
**Bureau of Labor Statistics**

Bureau of Labor Statistics Data

<http://www.bls.gov/home.htm>



[Advanced Search](#) | [A-Z Index](#)

[BLS Home](#) | [Programs & Surveys](#) | [Get Detailed Statistics](#) | [Glossary](#) | [What's New](#) | [Find It! In DOL](#)

- [About the Tools](#)
- [Overall Most Requested BLS Statistics](#)
- [Series Report](#)--*Already know the series identifier for the statistic you want? Use this shortcut to retrieve your data.*
- [Discontinued BLS Databases](#)

**Employment & Unemployment**

	CALCULATORS	SPECIAL NOTICES	MOST REQUESTED STATISTICS	CREATE CUSTOMIZED TABLES (ONE SCREEN)	CREATE CUSTOMIZED TABLES (MULTIPLE SCREENS)	FLAT FILES
<p><b>Labor Force Statistics from the Current Population Survey</b></p> <p>Access to <a href="#">Historical Data for the "A" Tables of the Employment Situation Release.</a></p>						
<p><b>Employment, Hours, and Earnings from the Current Employment Statistics survey (National)</b></p> <p>Access to <a href="#">Historical Data for the "B" Tables of the Employment Situation Release.</a></p>						
<p><b>Weekly and Hourly Earnings Data from the Current Population Survey</b></p> <p>Access to <a href="#">Historical Data for the Tables of the Usual Weekly Earnings of Wage and Salary Workers News Release.</a></p>						
<p><b>NEW Union affiliation data from the Current Population Survey</b></p> <p>Access to <a href="#">Historical data for the tables of the Union affiliation data from the Current Population Survey.</a></p>						
<p><b>Employment, Hours, and Earnings from the Current Employment Statistics survey (State and Metro Area)</b></p>						
<p><b>State and County Employment and Wages from the Quarterly Census of Employment and Wages (2001 forward)</b></p>						
<p><b>Location Quotient Calculator</b></p>						
<p><b>Business Employment Dynamics</b></p>						
<p><b>Local Area Unemployment Statistics</b></p> <p><a href="#">Create Customized Maps -- Unemployment Rates</a></p>						
<p><b>Mass Layoff Statistics</b></p>						

Job Openings and Labor Turnover Survey

[NEW Occupational Employment Statistics](#)



[▲ Back to Top](#)

Prices & Living Conditions

CPI Inflation Calculator

CPI-All Urban Consumers (Current Series)

CPI-Urban Wage Earners and Clerical Workers (Current Series)

CPI-Average Price Data

CPI-Department Store Inventory Price Index

Chained CPI-All Urban Consumers

Producer Price Index Industry Data

Producer Price Index Commodity Data

Import/Export Price Indexes

Consumer Expenditure Survey

CALCULATORS	SPECIAL NOTICES	MOST REQUESTED STATISTICS	CREATE CUSTOMIZED TABLES (ONE SCREEN)	CREATE CUSTOMIZED TABLES (MULTIPLE SCREENS)	FLAT FILES

[▲ Back to Top](#)

Compensation & Working Conditions

National Compensation Survey

Employee Benefits Survey

Employment Cost Index

Employer Cost for Employee Compensation

Work Stoppage Data

Census of Fatal Occupational Injuries (2003 forward)

Nonfatal cases involving days away from work: selected characteristics (2003 forward)

Occupational injuries and illnesses: industry data (2003 forward)

CALCULATORS	SPECIAL NOTICES	MOST REQUESTED STATISTICS	CREATE CUSTOMIZED TABLES (ONE SCREEN)	CREATE CUSTOMIZED TABLES (MULTIPLE SCREENS)	FLAT FILES

[Occupational Injuries and Illnesses and Fatal Injuries Profiles](#)

[Injury And Illness Incidence Rate Calculator and Comparison Tool](#)



[Back to Top](#)

**Productivity & Technology**

[Major Sector Productivity and Costs Index](#)

[Major Sector Multifactor Productivity Index](#)

[Industry Productivity and Costs](#)

[Foreign Labor Statistics](#)




SPECIAL NOTICES

MOST REQUESTED STATISTICS

CREATE CUSTOMIZED TABLES (ONE SCREEN)

CREATE CUSTOMIZED TABLES (MULTIPLE SCREENS)

FLAT FILES



[Back to Top](#)

**Employment Projections**

[Occupational Employment, Training, and Earnings](#)

[Education Level Search](#)

[Occupation Search](#)

[National Employment Matrix](#)

[Occupation Search](#)

[Industry Search](#)

CALCULATORS

SPECIAL NOTICES

MOST REQUESTED STATISTICS

CREATE CUSTOMIZED TABLES (ONE SCREEN)

CREATE CUSTOMIZED TABLES (MULTIPLE SCREENS)

FLAT FILES



[Back to Top](#)

**Regional Resources**

[New England Information Office \(Boston, MA\)](#)

[New York-New Jersey Information Office \(New York, NY\)](#)

[Mid-Atlantic Information Office \(Philadelphia, PA\)](#)

[Southeast Information Office \(Atlanta, GA\)](#)

[Midwest Information office \(Chicago, IL\)](#)

[Southwest Information Office \(Dallas, TX\)](#)




SPECIAL NOTICES

MOST REQUESTED STATISTICS

CREATE CUSTOMIZED TABLES (ONE SCREEN)

CREATE CUSTOMIZED TABLES (MULTIPLE SCREENS)

FLAT FILES



**Mountain-Plains Information Office**  
(Kansas City, MO)

**Western Information Office (San Francisco, CA)**



 [Back to Top](#)

## About the Tools



-- Customized calculators.



-- Important Notices.



-- allows users to quickly retrieve BLS time series data from lists of those most commonly requested.



-- this application requires a Java-enabled browser. Choose the data you want from BLS databases on a simple, one-screen form.



-- a form-based query application which allows you to obtain BLS time series data based on choices you make



-- a link to the BLS FTP server. Given the limitations on the amount of data which can be extracted using any of the applications provided on the Web site, the FTP server can be ideal for those users requiring large volumes of time series data.

## OTHER TYPES OF DATA ACCESS INCLUDE:

**[Economic News Releases](#)** -- these news releases present the latest data produced by various BLS programs and surveys. News releases are grouped according to major BLS statistical categories (for example, Employment and Unemployment, Prices and Living Conditions, etc.) for quick reference and contain pre-formatted data tables along with text explanations provided by BLS economic staff.

**[Series Report](#)** --this application uses BLS time series identifiers as input in extracting data from each survey-specific database, according to a specified set of date ranges and output options. Primarily for use by experienced users of BLS time series data, this application provides the most efficient path for those users who are familiar with the format of each survey-specific time series identifier and do not require any further assistance in formulating a query.

**[Economy At a Glance](#)** -- tables which contain current data, organized by geography and by industry, on the various economic indicators produced by BLS.

## [More Sources of Data](#)

 [Back to Top](#)

<http://www.dol.gov/>

[Frequently Asked Questions](#) | [Freedom of Information Act](#) | [Customer Survey](#)  
[Privacy & Security Statement](#) | [Linking and Copyright Information](#) | [Accessibility](#)

**U.S. Bureau of Labor Statistics**  
Postal Square Building  
2 Massachusetts Ave., NE  
Washington, DC 20212-0001

Phone: (202) 691-5200  
Do you have a [Data question?](#)  
Do you have a [Technical \(web\) question?](#)  
Do you have [Other comments?](#)